

# **Kingman Airport**

**Economic Benefits**

# Total Economic Benefits



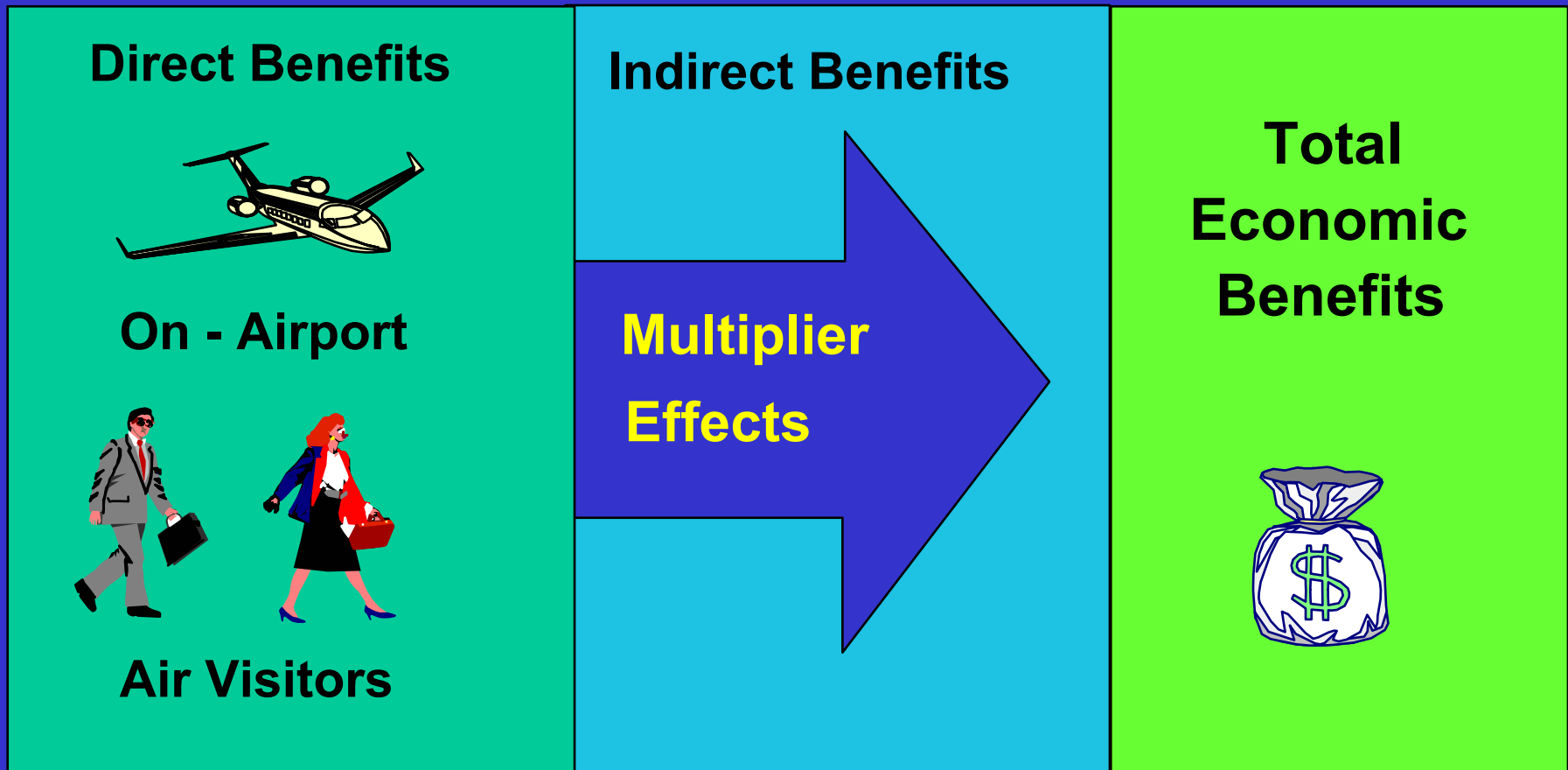
# Total Economic Benefits

---

- **466 Total Jobs Supported**
- **\$11.5 Million Total Earnings**
- **\$33.0 Million Total Revenues**  
**(Includes all “multiplier” effects)**

# Economic Benefit Sources

---



# On-Airport Employers



# **On-Airport Employers**

---

## **19 Employers On The Airport**

- **FBO Services, Maintenance**
- **Medical Transport**
- **Aircraft Storage**
- **Aviation Training, Charter, Rental**
- **Forest & Wildland Fire Response**
- **Government Agencies, BLM, TSA**

# On-Airport Jobs



# **On-Airport Jobs**

---

## **170 Jobs On The Airport**

- 130 Private Aviation Jobs**
- 21 Capital Project Jobs**
- 19 Public Sector Jobs**
- 88% Private Sector Jobs**
- \$6.0 Million Income Earned**

# On-Airport Revenues



# **On-Airport Revenues**

---

## **\$ 16.7 Million Revenues**

- \$13.6 Million Private Aviation**
- \$1.4 Million Government Budgets**
- \$1.7 Million Capital Projects**

**(Includes no “multiplier” effects)**

# General Aviation Visitors



# General Aviation Visitors

---

## Overnight GA Visitors

- **3.8 Days Average Stay in Area**
- **2 Persons in Average Travel Party**
- **3,405 Visitor Days in 2004**
- **435 Overnight Aircraft**
- **Economic Value: \$690 per Aircraft**

# ***Each Overnight Air Travel Party Spends...***

- **\$222 for Lodging**
- **\$200 for Food & Drink**
- **\$68 for Retail Goods & Services**
- **\$76 for Entertainment**
- **\$123 for Ground Transportation**

# One Day GA Visitors

---

- **4,242 Visitor Days in 2004**
- **1,414 Aircraft (2 hours or more)**
- **Economic Value: \$109 per Aircraft**



# General Aviation Visitors

---

- **7,647 Visitor Days in 2004**
- **5,138 Air Visitors & Crew**
- **\$380,000\* Visitor Spending**
- **9 Local Jobs Created**

\*Does not include on airport ground transportation spending

# Top 10 GA Visitor Origins

---

1. San Diego, CA
2. Prescott, AZ
3. Las Vegas, NV
4. Phoenix, AZ
5. Flagstaff, AZ
6. North Las Vegas, NV
7. Yuma, AZ
8. Scottsdale, AZ
9. Mesa, AZ
10. Oklahoma City, OK



# Commercial Air Visitors



# Commercial Air Visitors

---

- **5,830 Visitor Days in 2004**
- **1,422 Air Visitors**
- **\$630,000\* Visitor Spending**
- **16 Local Jobs Created**

**\*Does not include on airport ground transportation**

# All Aviation Visitors

---

- **13,477 Visitor Days in 2004**
- **6,560 Air Visitors & Crew**
- **\$1.0 Million Visitor Spending**
- **25 Local Jobs Created**

# **Value of Transient Arrivals**

## **General Aviation**

- Overnight: \$690**
- Day Visitors: \$109**

## **Commercial Air Visitors**

- Per Arriving Aircraft: \$1,336**

# Based Aircraft



# Based Aircraft

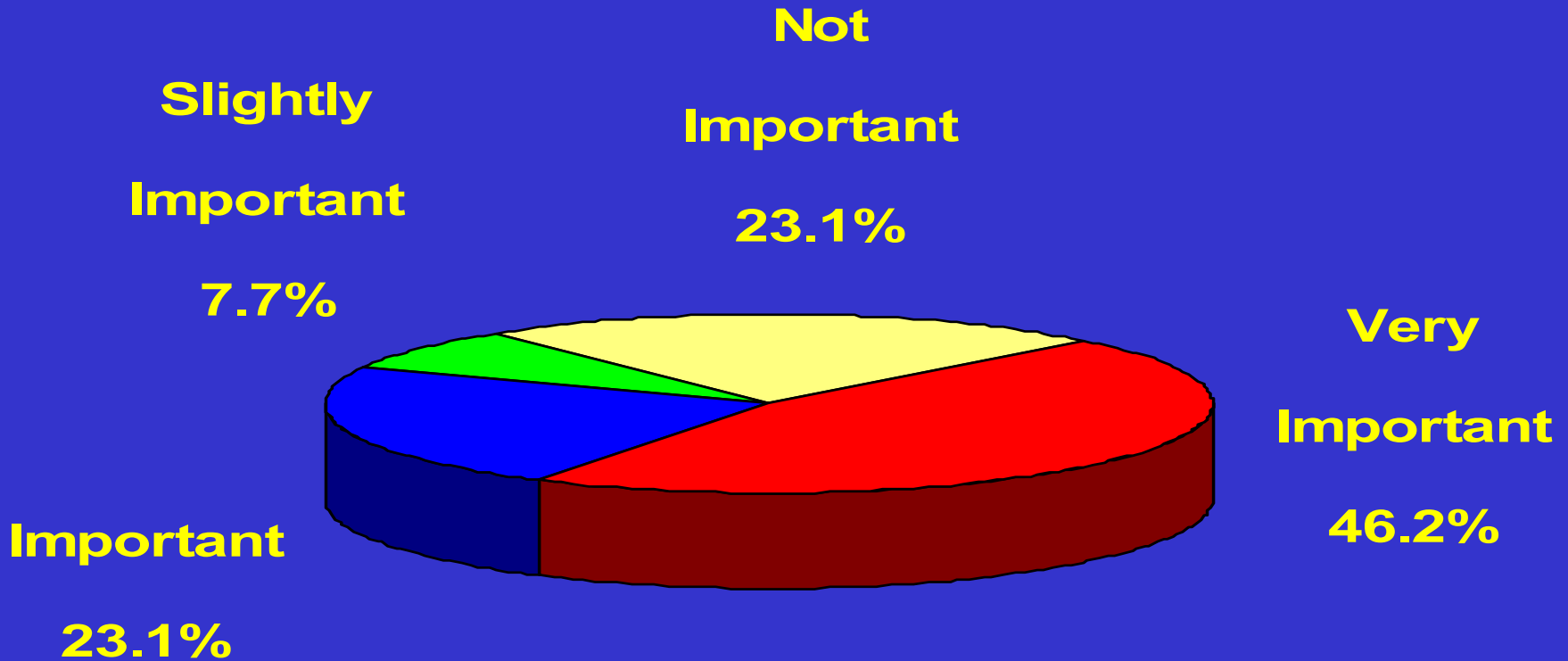
---

- **\$90,400 Average Value**
- **\$7,900 Annual Average Outlays**
- **41% Hours – Business Travel**
- **59% Hours – Other Travel**

*(Survey Results – 30% Response)*

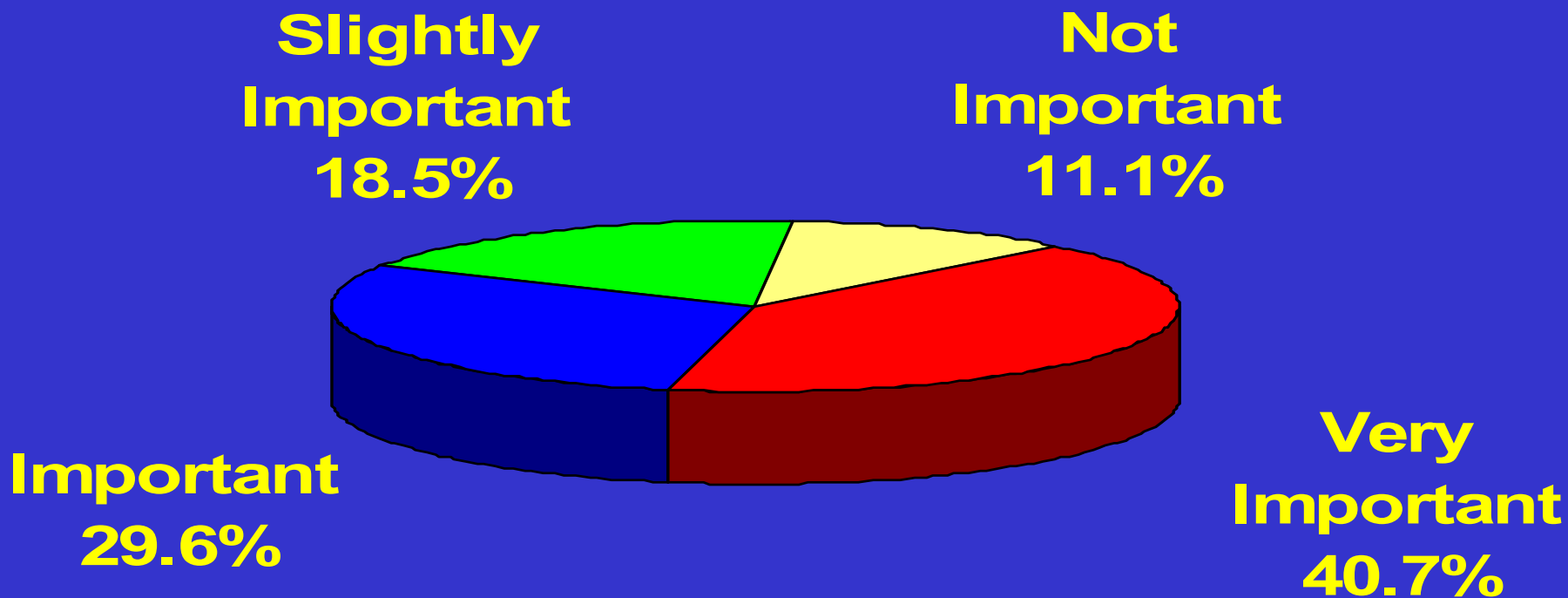
# Based Aircraft Owner Survey

## "Importance of Airport for Business Location"



# Based Aircraft Owner Survey

## "Importance of Airport for Residential Location"



# Charter Equivalent Value of Based GA Aircraft Travel

**\$7.3 Million**



# Total Revenues: 2004

---

<u>Source</u>	<u>Revenues</u>
<b>On - Airport Activity</b>	<b>\$16.7 million</b>
<b>Air Visitors</b>	<b>1.0 million</b>
<b><i>Direct Benefits</i></b>	<b><i>17.7 million</i></b>
<b>Indirect Benefits</b>	<b>15.3 million</b>
<b>TOTAL BENEFITS</b>	<b>\$33.0 million</b>

# Income and Employment



# Income and Employment

---

<b>Source</b>	<b>Earnings</b>	<b>Jobs</b>
<b>On-Airport</b>	<b>\$6.0 million</b>	<b>170</b>
<b>Air Visitors</b>	<b>0.4 million</b>	<b>25</b>
<b><i>Direct Benefits</i></b>	<b><i>6.4 million</i></b>	<b><i>195</i></b>
<b>Indirect Benefits</b>	<b>5.1 million</b>	<b>271</b>
<b>TOTAL BENEFITS</b>	<b>\$11.5 million</b>	<b>466</b>

# Tax Revenues Created

*(from aviation activity)*

<u>Source</u>	<u>Revenues</u>
Total Federal Taxes	\$2,520,000
AZ State Taxes	\$1,660,000
Sales Taxes	500,000
Property Taxes	350,000
Income Taxes	360,000
All Other State, Local	450,000
<b>TOTAL TAX REVENUES</b>	<b>\$4,180,000</b>

# Daily Economic Benefits Of Aviation Activity



# **Daily Economic Benefits Of Aviation Activity**

- **\$90,000 Revenues**
- **466 Local Jobs Supported**
- **\$2,740 Visitor Spending**
- **37 Air Visitors**

# **Data Sources**

**Kingman Airport**

**Mohave County**

**Surveys of airport employers**

**Surveys of aircraft owners**

**Arizona Department of Tourism**

**Arizona Department of Economic Security**

**U. S. Department of Commerce**

**U. S. Department of Transportation**

**Implan Group**

**Federal Aviation Administration**

**Transportation Security Administration**

**Prepared By**

**Coffman Associates**

**2005**

# Kingman Airport

